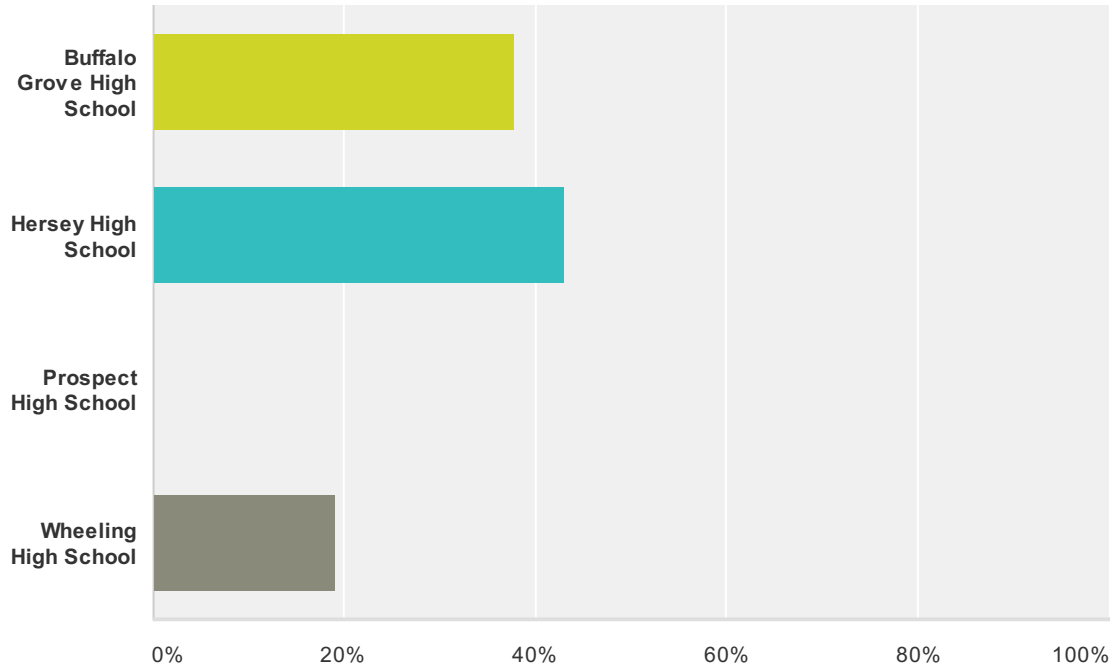


Q1 What High School does your child attend?

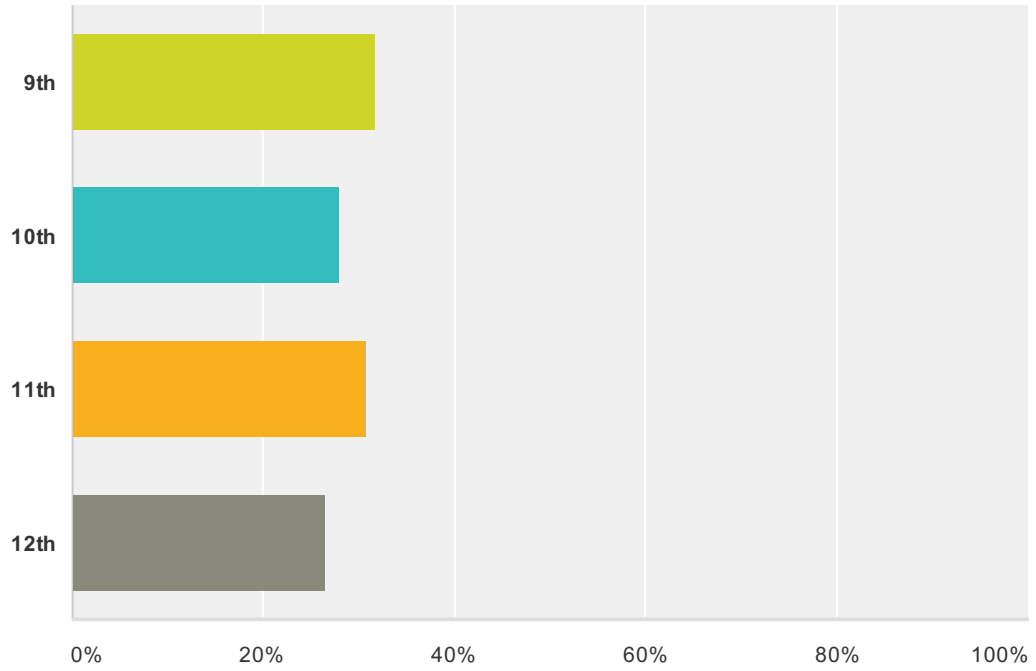
Answered: 1,040 Skipped: 11



Answer Choices	Responses
Buffalo Grove High School	37.79% 393
Hersey High School	42.98% 447
Prospect High School	0.10% 1
Wheeling High School	19.13% 199
Total	1,040

Q2 Which grade is your teen in at high school? (check all that apply)

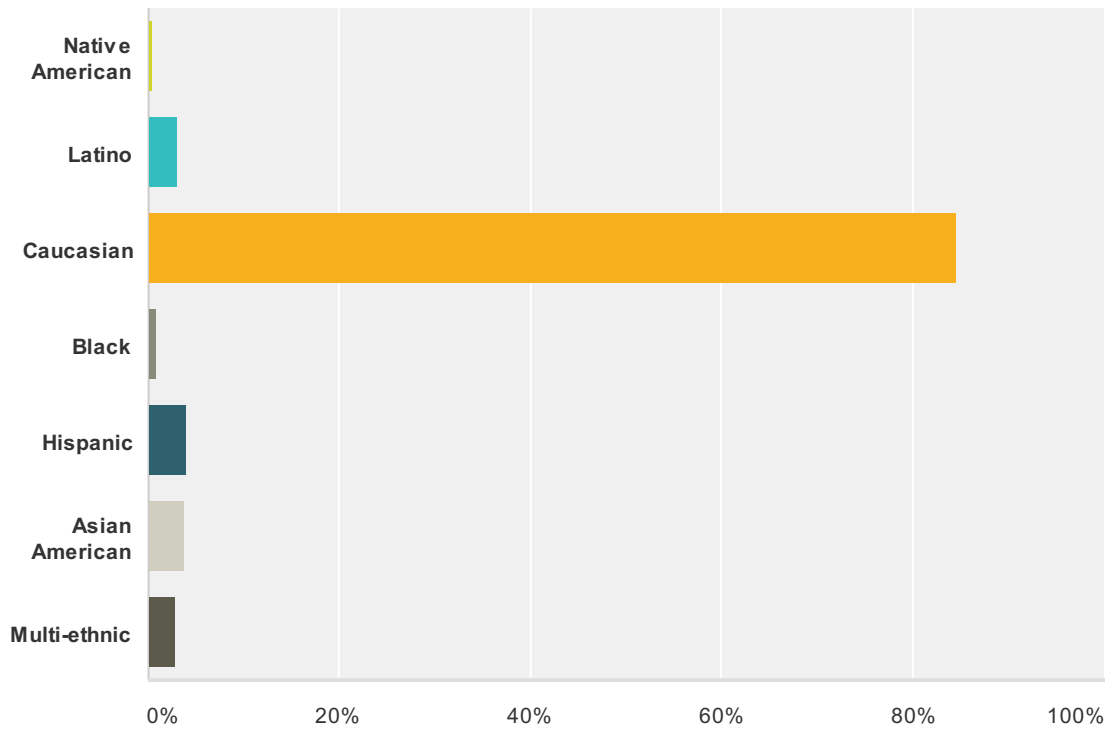
Answered: 1,041 Skipped: 10



Answer Choices	Responses	
9th	31.80%	331
10th	27.95%	291
11th	30.84%	321
12th	26.51%	276
Total Respondents: 1,041		

Q3 What ethnicity do you identify with?

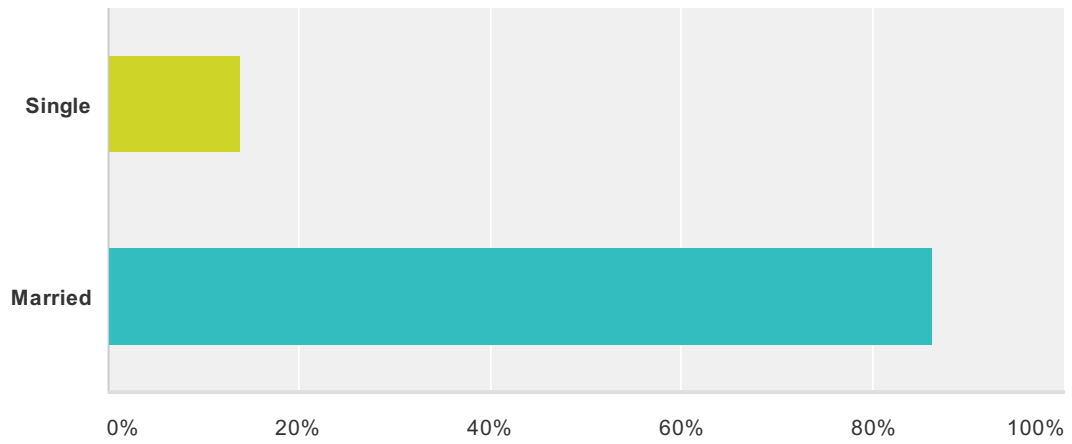
Answered: 1,015 Skipped: 36



Answer Choices	Responses
Native American	0.59% 6
Latino	3.15% 32
Caucasian	84.43% 857
Black	0.89% 9
Hispanic	4.14% 42
Asian American	3.84% 39
Multi-ethnic	2.96% 30
Total	1,015

Q4 Are you a single or married parent?

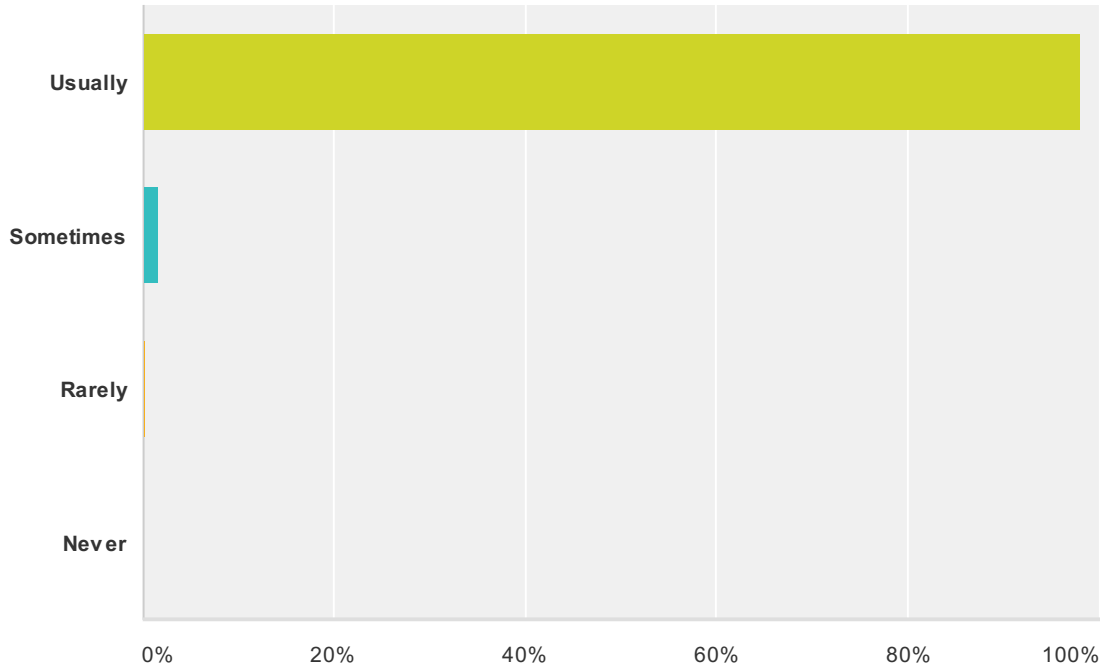
Answered: 1,041 Skipped: 10



Answer Choices	Responses
Single	13.93% 145
Married	86.07% 896
Total	1,041

Q5 I know where my teen goes after school.

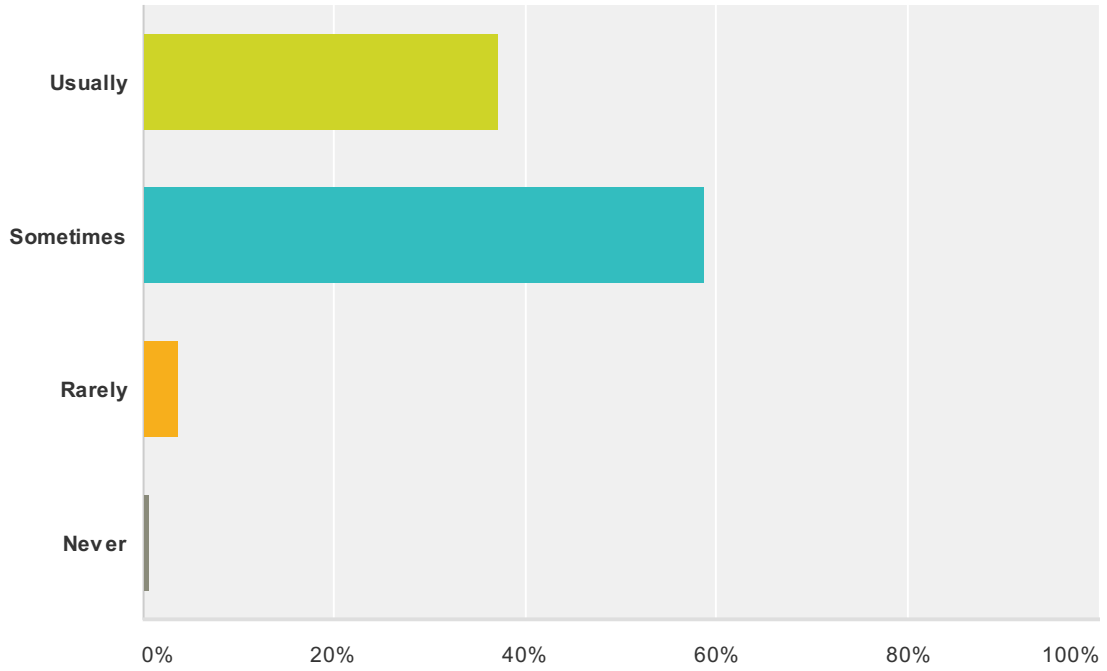
Answered: 1,040 Skipped: 11



Answer Choices	Responses
Usually	97.98% 1,019
Sometimes	1.73% 18
Rarely	0.19% 2
Never	0.10% 1
Total	1,040

Q6 Do you think other parents know where their teens go after school?

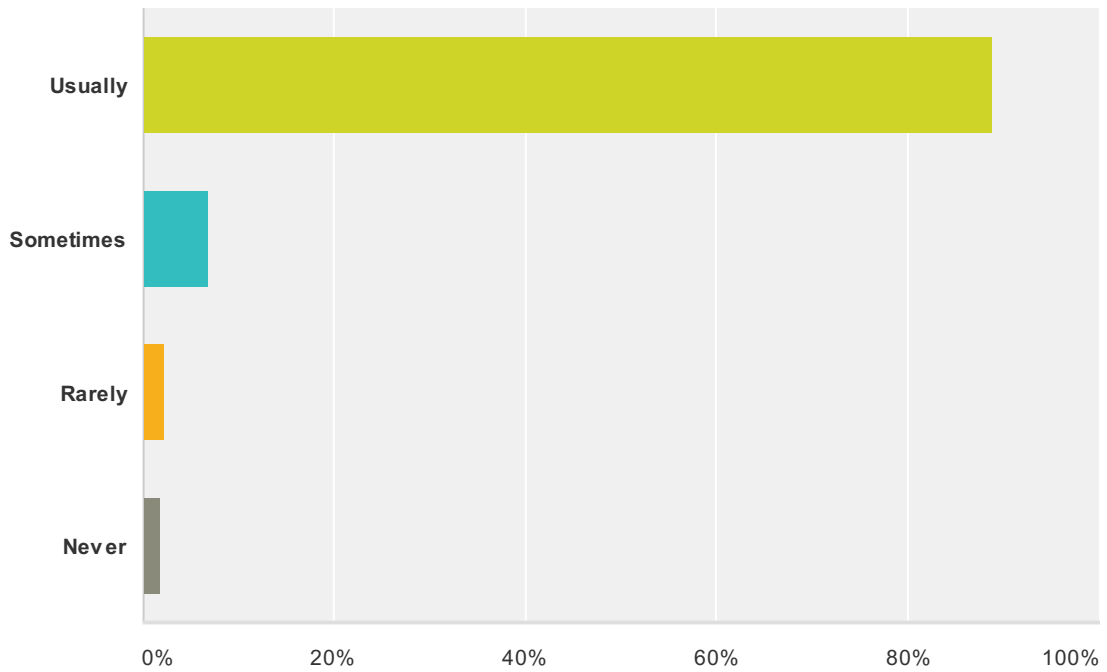
Answered: 1,037 Skipped: 14



Answer Choices	Responses
Usually	37.13% 385
Sometimes	58.53% 607
Rarely	3.66% 38
Never	0.68% 7
Total	1,037

Q7 Does your teen have a curfew?

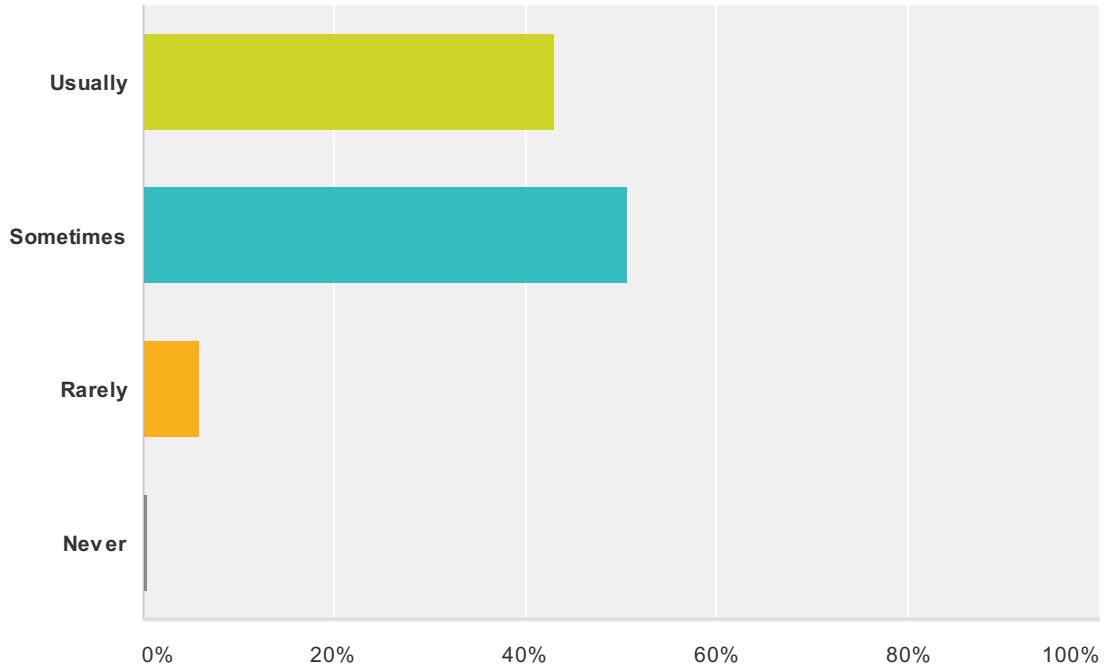
Answered: 1,032 Skipped: 19



Answer Choices	Responses
Usually	88.76% 916
Sometimes	6.98% 72
Rarely	2.33% 24
Never	1.94% 20
Total	1,032

Q8 Do you think other teens have a curfew?

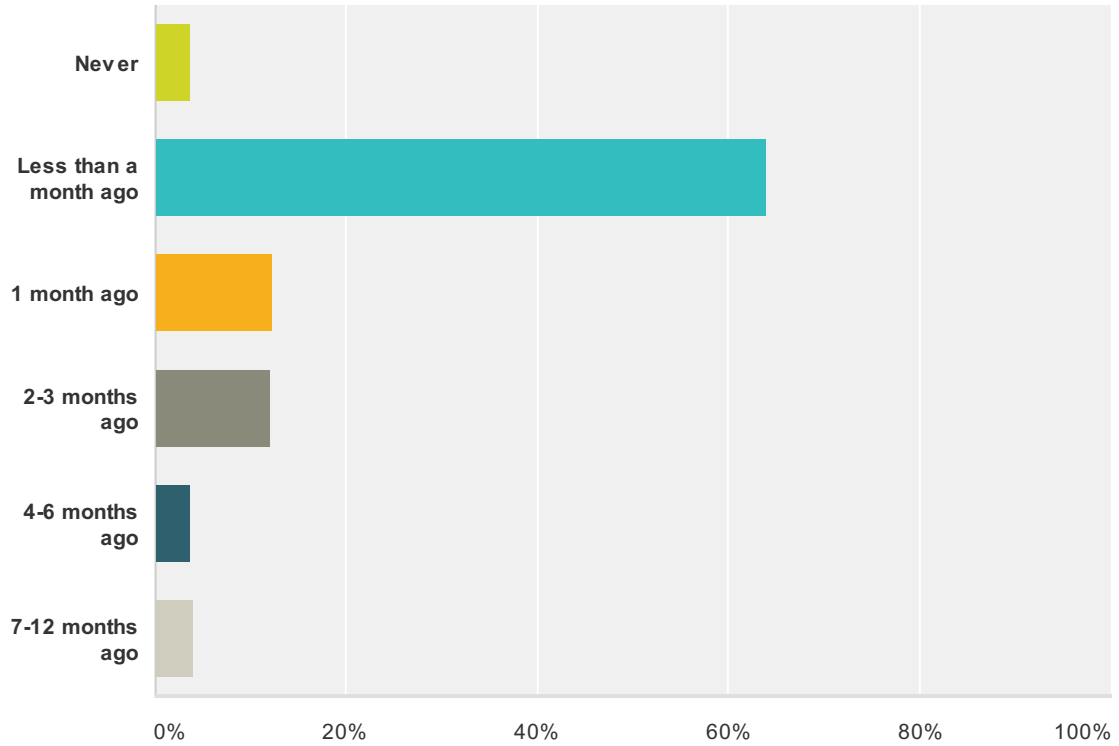
Answered: 1,031 Skipped: 20



Answer Choices	Responses
Usually	43.06% 444
Sometimes	50.53% 521
Rarely	5.82% 60
Never	0.58% 6
Total	1,031

Q9 When was the last time you talked to your teen about alcohol use?

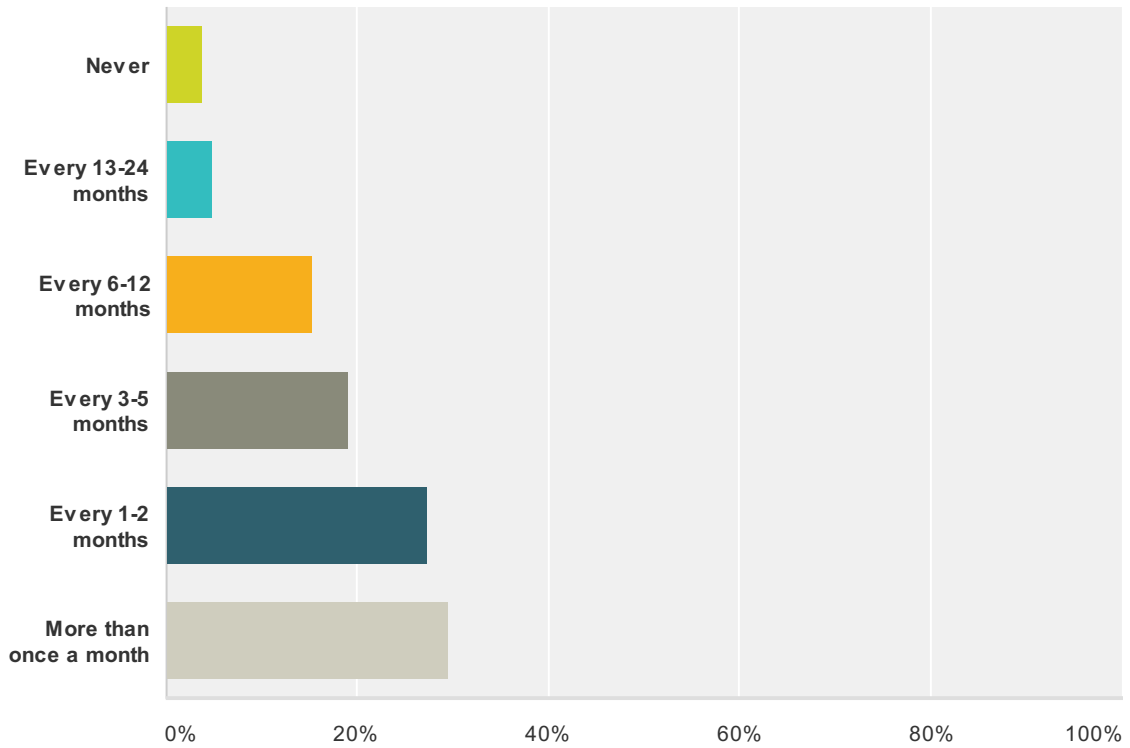
Answered: 1,036 Skipped: 15



Answer Choices	Responses
Never	3.67% 38
Less than a month ago	63.90% 662
1 month ago	12.36% 128
2-3 months ago	12.16% 126
4-6 months ago	3.76% 39
7-12 months ago	4.15% 43
Total	1,036

Q10 How often do you talk to your teen about alcohol use?

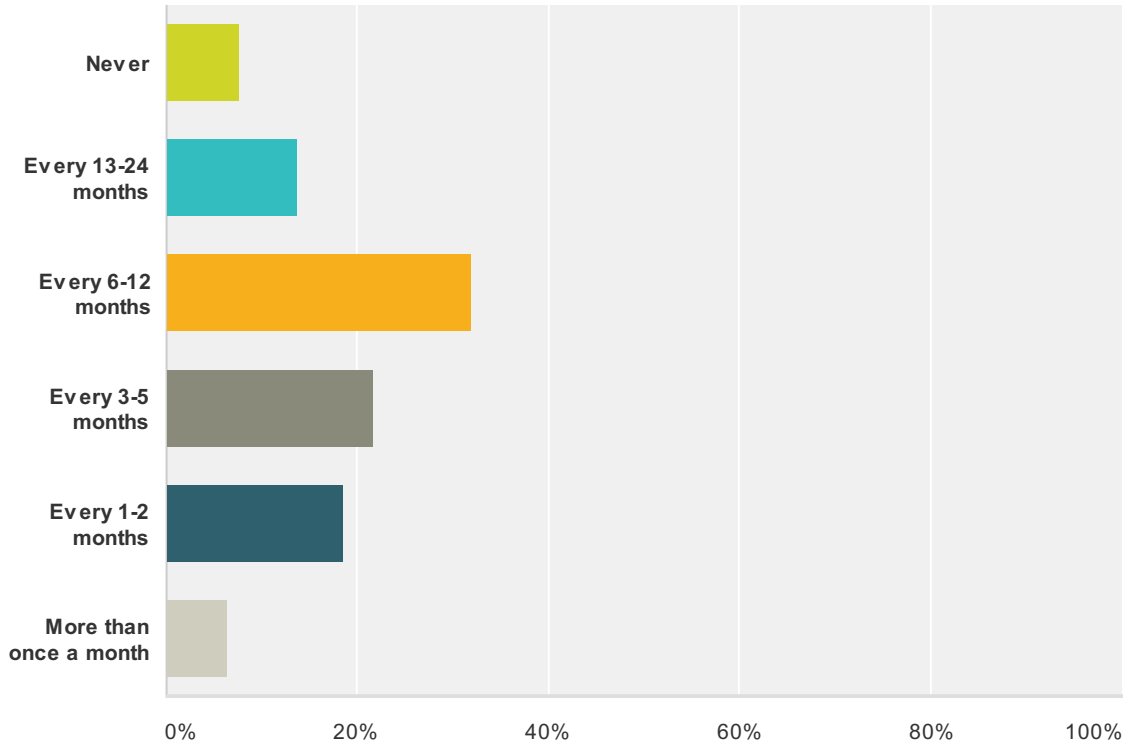
Answered: 1,033 Skipped: 18



Answer Choices	Responses
Never	3.87% 40
Every 13-24 months	4.84% 50
Every 6-12 months	15.39% 159
Every 3-5 months	19.07% 197
Every 1-2 months	27.30% 282
More than once a month	29.53% 305
Total	1,033

Q11 How often do think other parents talk to their teens about alcohol use?

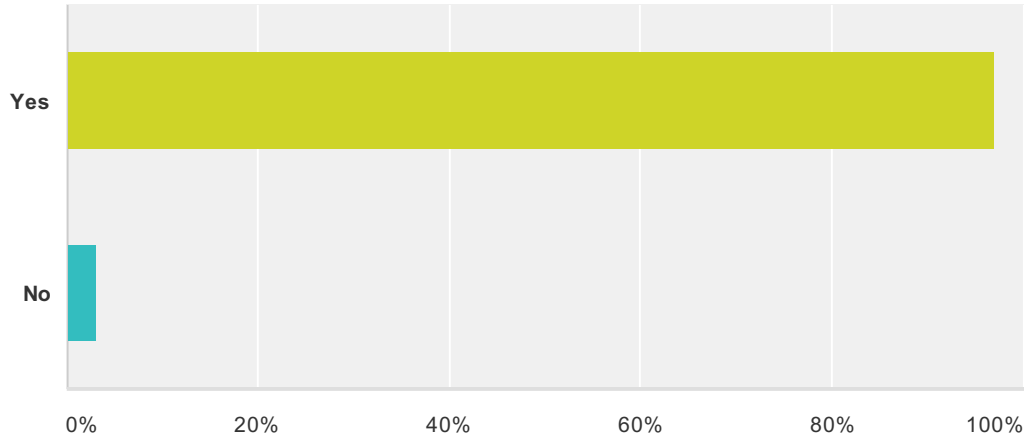
Answered: 997 Skipped: 54



Answer Choices	Responses
Never	7.62% 76
Every 13-24 months	13.64% 136
Every 6-12 months	32.00% 319
Every 3-5 months	21.77% 217
Every 1-2 months	18.56% 185
More than once a month	6.42% 64
Total	997

Q12 Do you have rules against alcohol use for your teen?

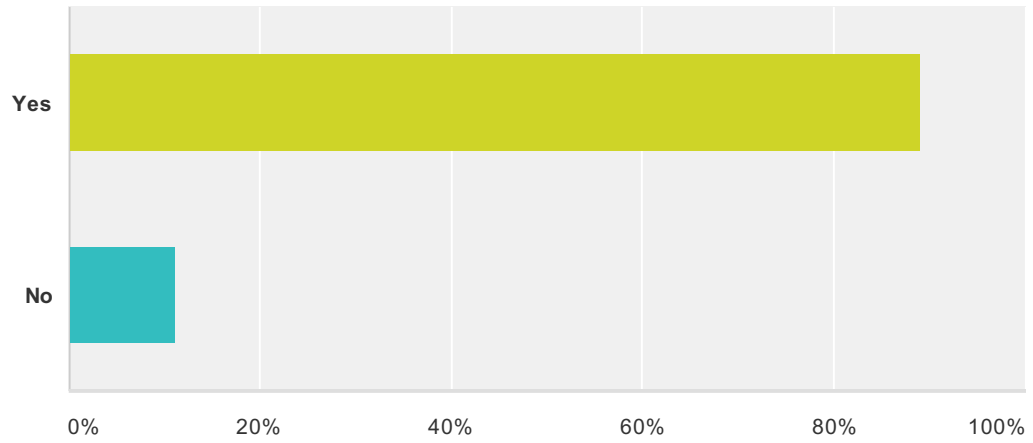
Answered: 1,038 Skipped: 13



Answer Choices	Responses
Yes	96.92% 1,006
No	3.08% 32
Total	1,038

Q13 Do you think other parents have rules against alcohol use for their teens?

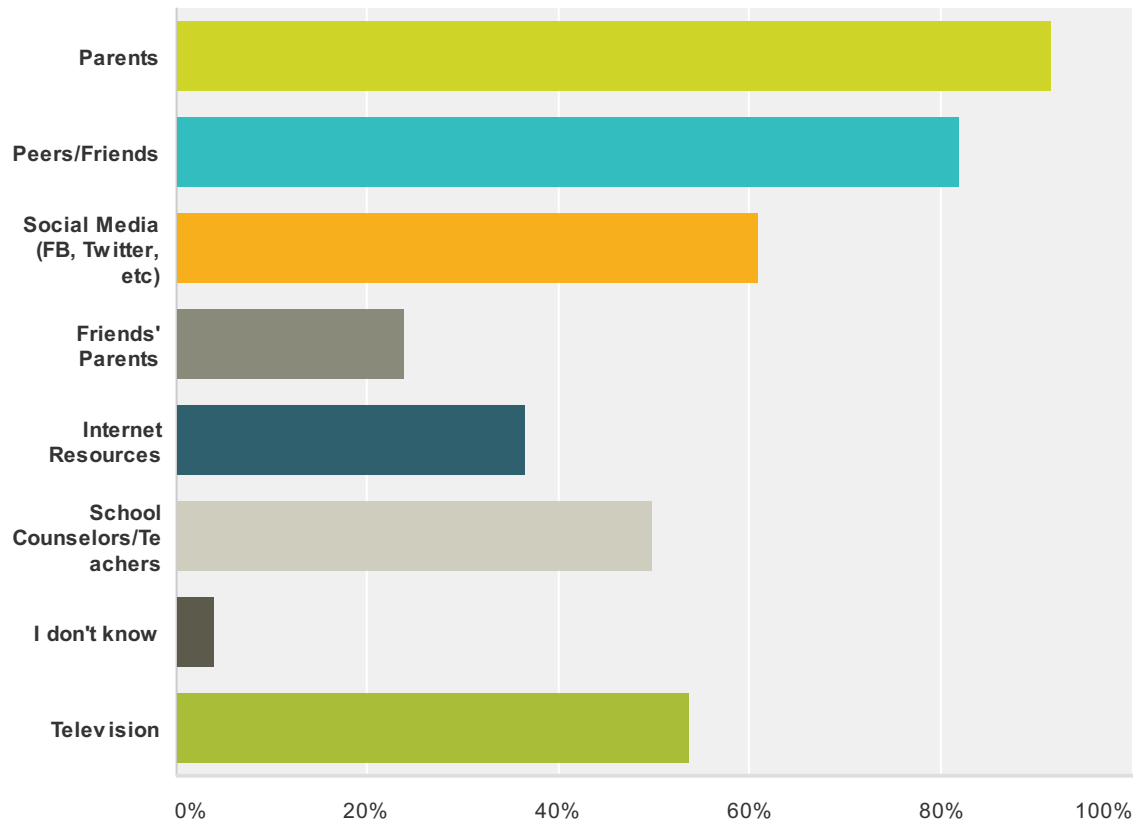
Answered: 1,026 Skipped: 25



Answer Choices	Responses	
Yes	88.89%	912
No	11.11%	114
Total		1,026

Q14 Where does your teen get their information regarding alcohol? (check all that apply)

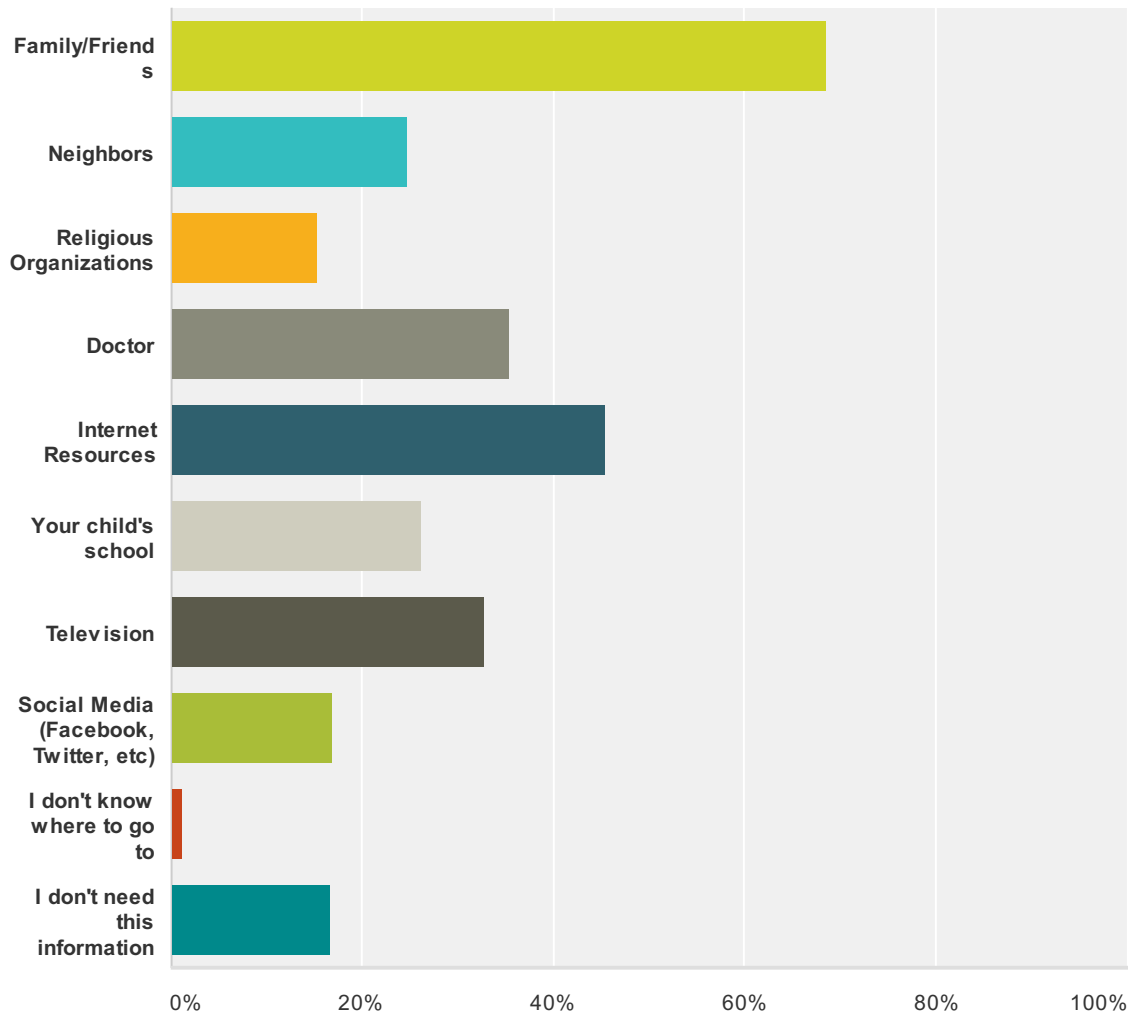
Answered: 1,042 Skipped: 9



Answer Choices	Responses
Parents	91.46% 953
Peers/Friends	81.77% 852
Social Media (FB, Twitter, etc)	60.84% 634
Friends' Parents	23.99% 250
Internet Resources	36.66% 382
School Counselors/Teachers	49.71% 518
I don't know	4.13% 43
Television	53.65% 559
Total Respondents: 1,042	

Q15 Where do YOU as a parent get your information regarding alcohol? (check all that apply)

Answered: 994 Skipped: 57



Answer Choices	Responses
Family/Friends	68.51% 681
Neighbors	24.75% 246
Religious Organizations	15.29% 152
Doctor	35.31% 351
Internet Resources	45.37% 451
Your child's school	26.16% 260
Television	32.80% 326
Social Media (Facebook, Twitter, etc)	17.00% 169
I don't know where to go to	1.31% 13

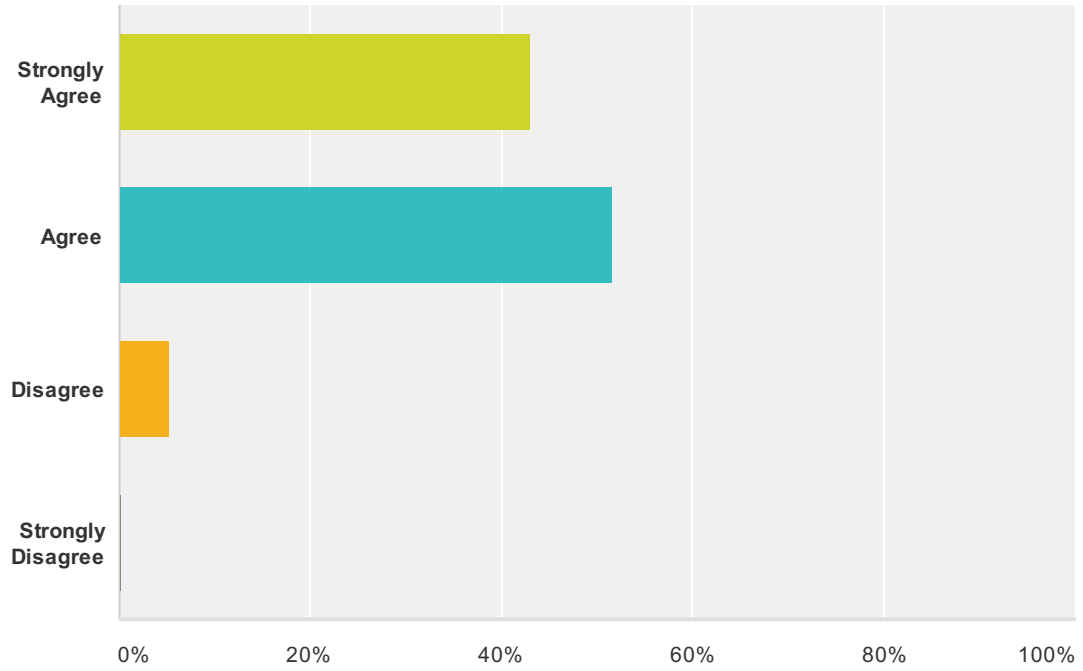
Parent Survey

The term "teen" represents youth ages 10-19

I don't need this information	16.80%	167
Total Respondents: 994		

Q16 Do you think alcohol use by teenagers is a problem?

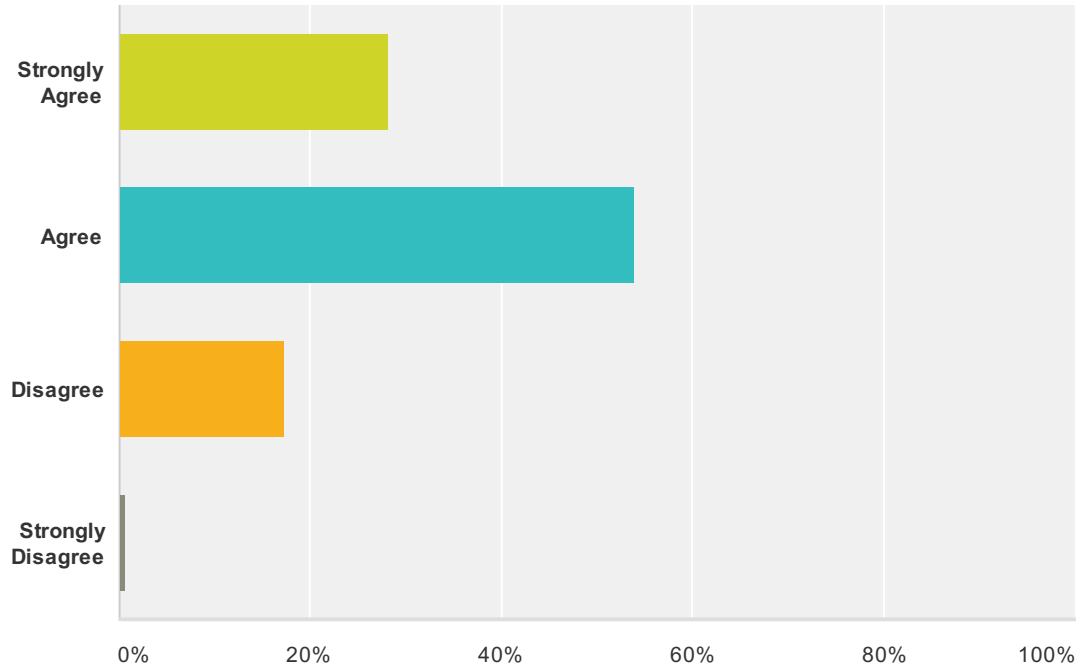
Answered: 1,033 Skipped: 18



Answer Choices	Responses
Strongly Agree	42.88% 443
Agree	51.50% 532
Disagree	5.23% 54
Strongly Disagree	0.39% 4
Total	1,033

Q17 Alcohol use by teenagers is a problem in our community.

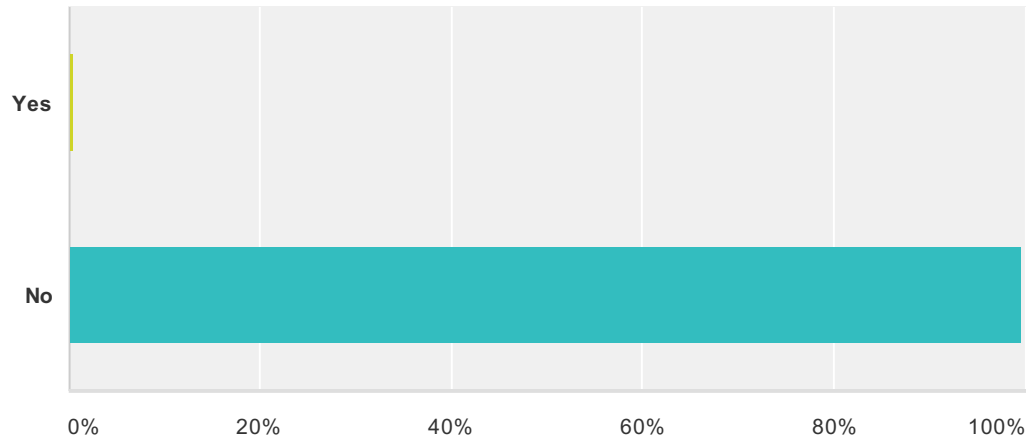
Answered: 1,022 Skipped: 29



Answer Choices	Responses
Strongly Agree	28.08% 287
Agree	53.72% 549
Disagree	17.42% 178
Strongly Disagree	0.78% 8
Total	1,022

Q18 Do you host parties where alcohol is available or served to teenagers?

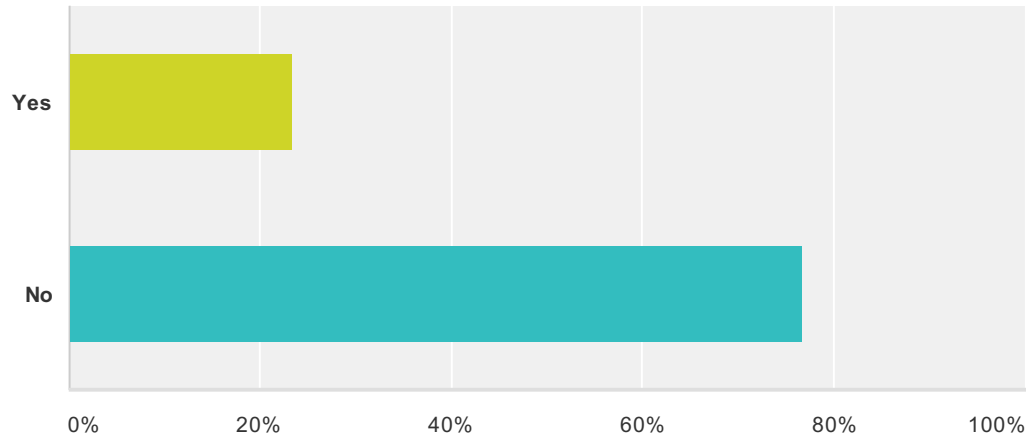
Answered: 1,033 Skipped: 18



Answer Choices	Responses	
Yes	0.58%	6
No	99.42%	1,027
Total		1,033

Q19 Do you know other parents/adults who host parties where alcohol is available or served to teenagers?

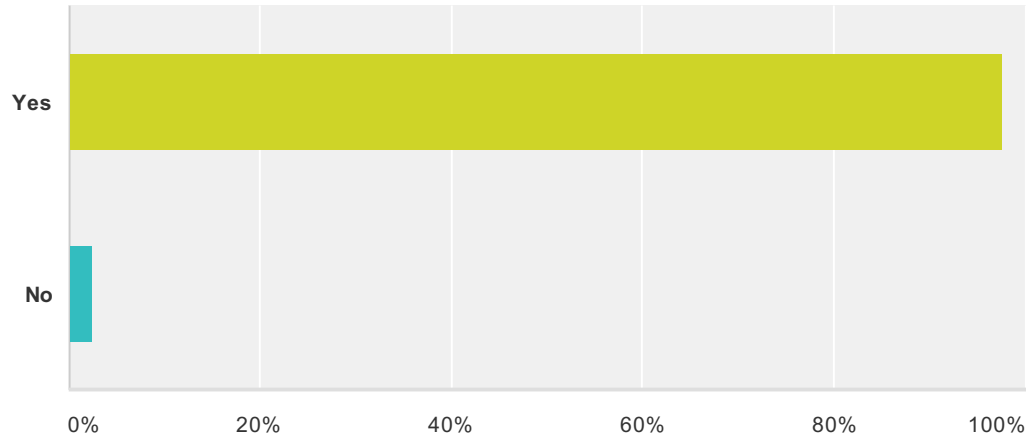
Answered: 1,035 Skipped: 16



Answer Choices	Responses
Yes	23.38% 242
No	76.62% 793
Total	1,035

Q20 Do you know that it is the law to not give alcohol to teens in your home, or on your property, if their parents are not present.

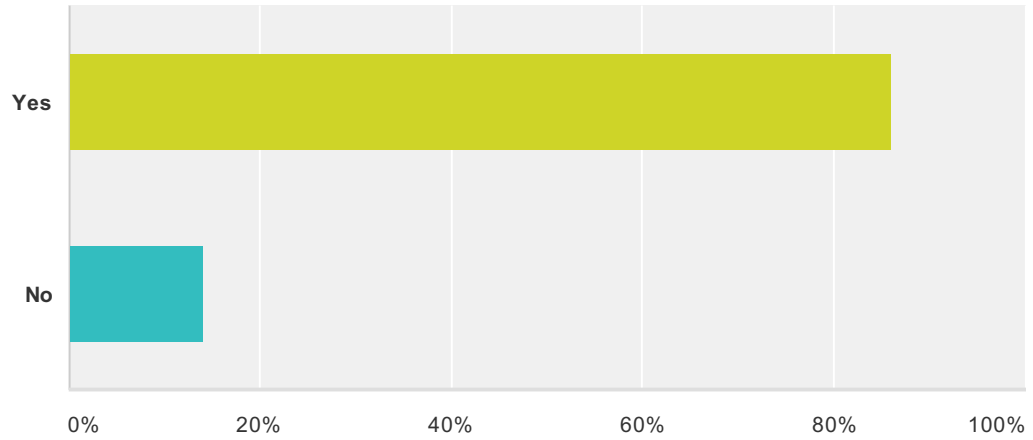
Answered: 1,033 Skipped: 18



Answer Choices	Responses
Yes	97.48% 1,007
No	2.52% 26
Total	1,033

Q21 Do you think other parents know it is the law to not give alcohol to teens in their home, or on their property, if the teens' parents are not present?

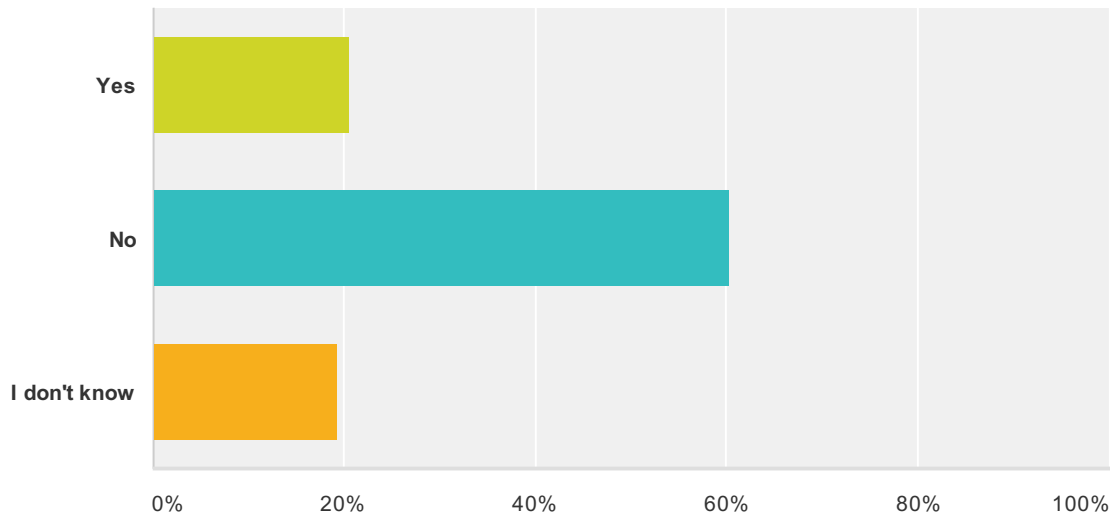
Answered: 1,026 Skipped: 25



Answer Choices	Responses
Yes	85.87% 881
No	14.13% 145
Total	1,026

Q22 Has your teen been to a friend's house or party where alcohol was available or served to them?

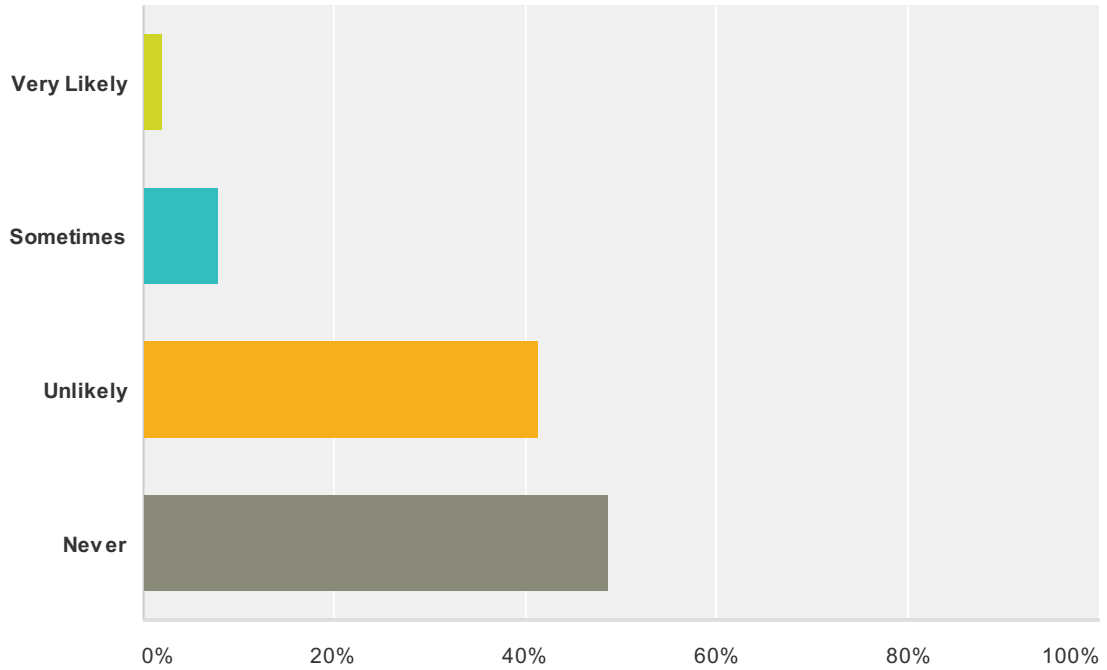
Answered: 1,039 Skipped: 12



Answer Choices	Responses
Yes	20.50% 213
No	60.25% 626
I don't know	19.25% 200
Total	1,039

Q23 If you knew your teenager was going to a party where alcohol might be available or served, how likely would you be to let them go?

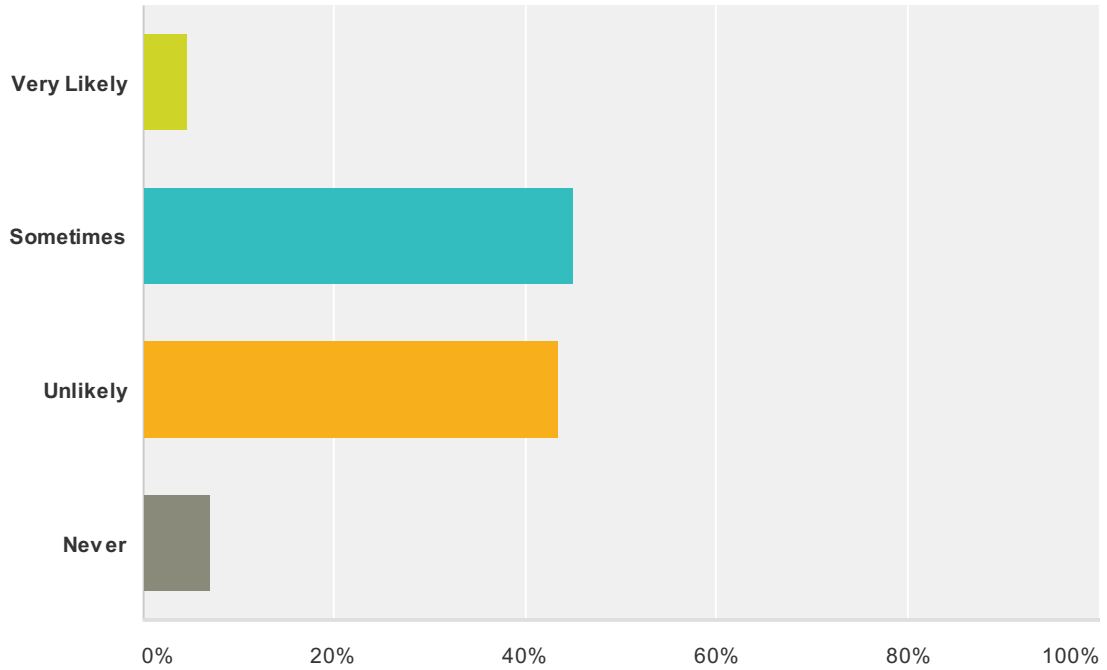
Answered: 1,038 Skipped: 13



Answer Choices	Responses	
Very Likely	2.02%	21
Sometimes	7.90%	82
Unlikely	41.43%	430
Never	48.65%	505
Total		1,038

Q24 How likely do you think other parents would be to let their teen go to a party where alcohol might be available or served?

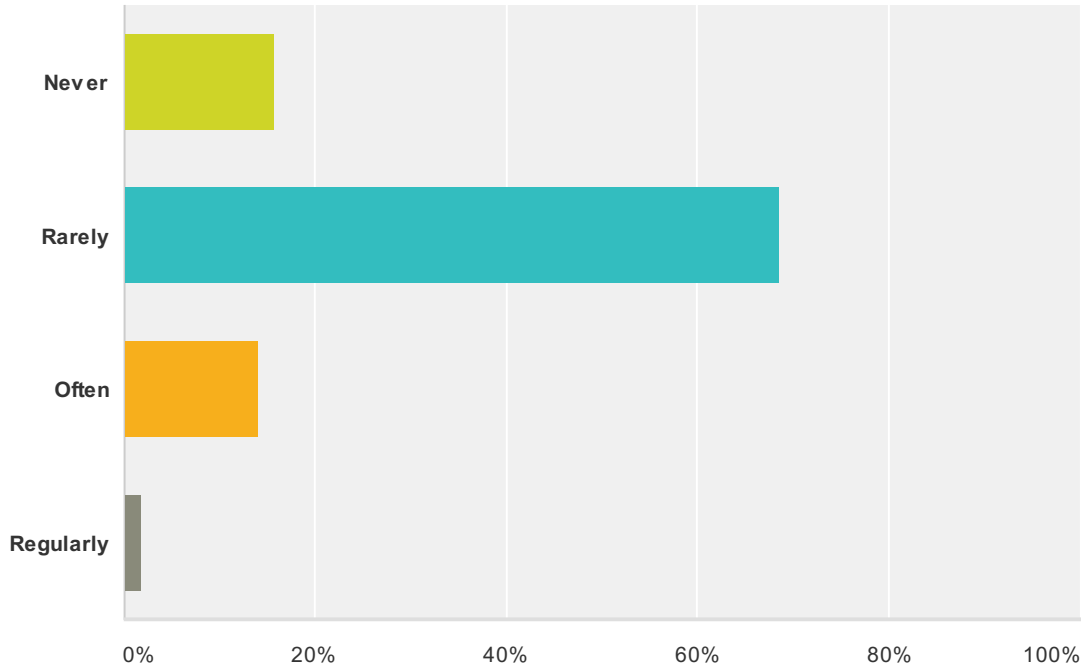
Answered: 1,021 Skipped: 30



Answer Choices	Responses
Very Likely	4.60% 47
Sometimes	45.05% 460
Unlikely	43.29% 442
Never	7.05% 72
Total	1,021

Q25 How often do you think other adults in your community provide alcohol to teens?

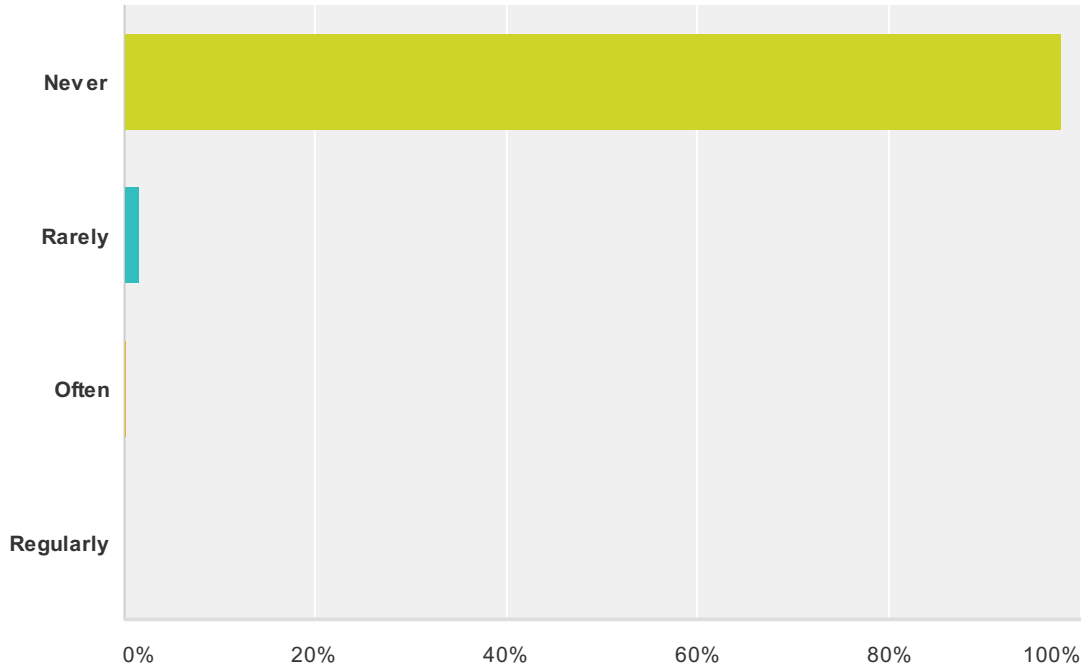
Answered: 1,020 Skipped: 31



Answer Choices	Responses
Never	15.69% 160
Rarely	68.33% 697
Often	14.02% 143
Regularly	1.96% 20
Total	1,020

Q26 How often do you provide alcohol to teens?

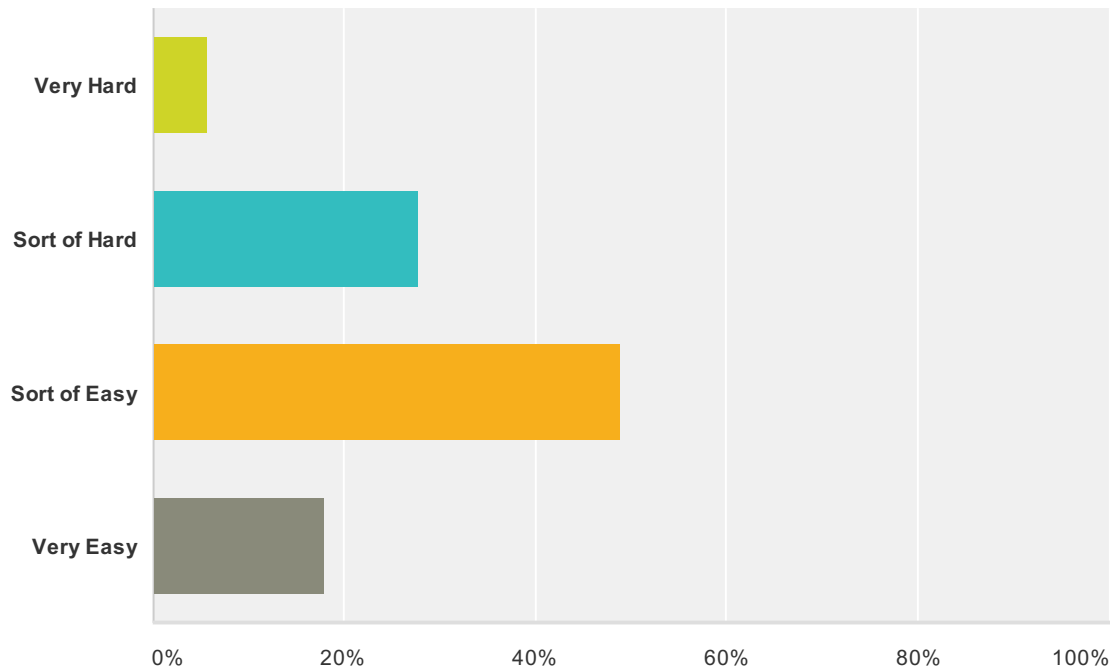
Answered: 1,029 Skipped: 22



Answer Choices	Responses	Count
Never	97.96%	1,008
Rarely	1.75%	18
Often	0.19%	2
Regularly	0.10%	1
Total		1,029

Q27 How easy is it for teens to get alcohol?

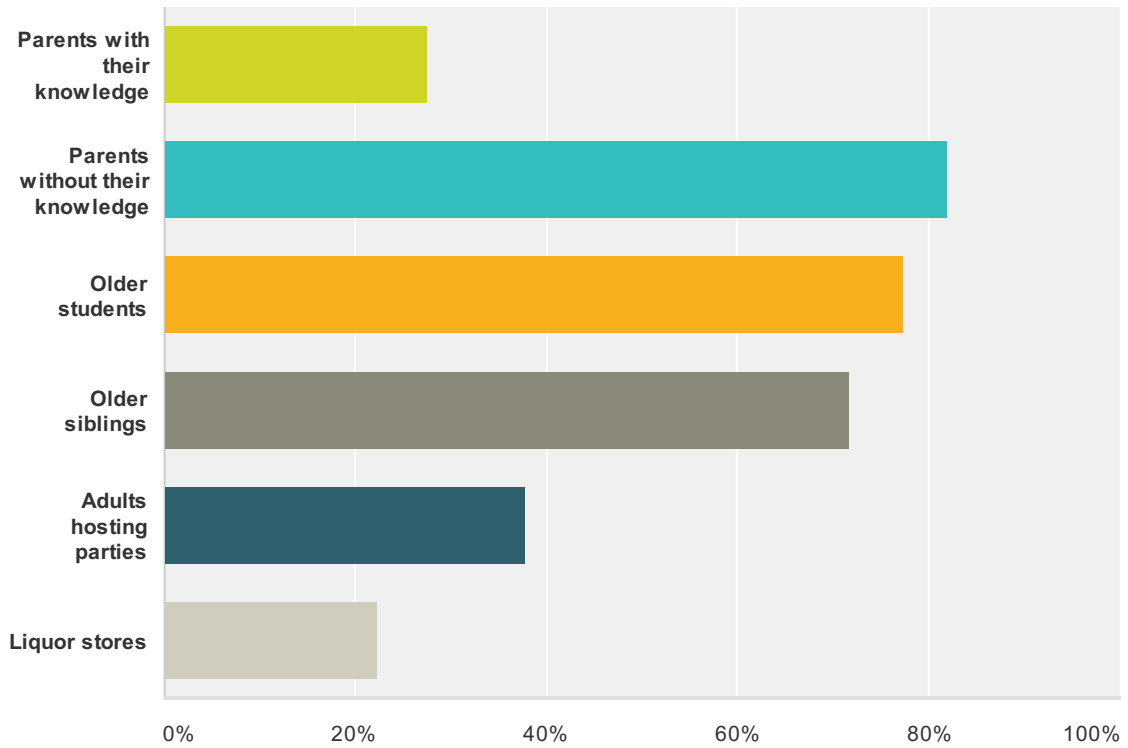
Answered: 1,020 Skipped: 31



Answer Choices	Responses
Very Hard	5.69% 58
Sort of Hard	27.65% 282
Sort of Easy	48.82% 498
Very Easy	17.84% 182
Total	1,020

Q28 Where do you think teens get their alcohol? (check all that apply)

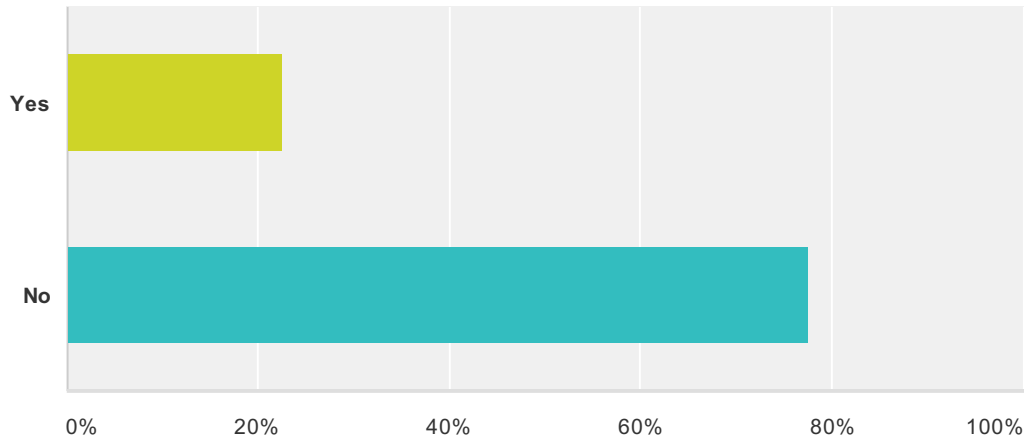
Answered: 1,016 Skipped: 35



Answer Choices	Responses
Parents with their knowledge	27.56% 280
Parents without their knowledge	81.89% 832
Older students	77.17% 784
Older siblings	71.65% 728
Adults hosting parties	37.80% 384
Liquor stores	22.34% 227
Total Respondents: 1,016	

Q29 Have you ever had to address alcohol use with your child or child's friend?

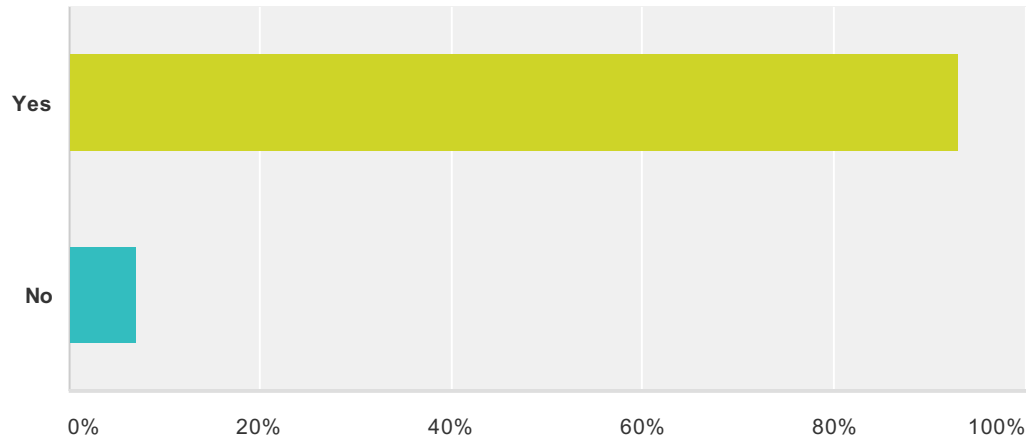
Answered: 1,032 Skipped: 19



Answer Choices	Responses	
Yes	22.48%	232
No	77.52%	800
Total		1,032

Q30 Would you know if your child had been drinking?

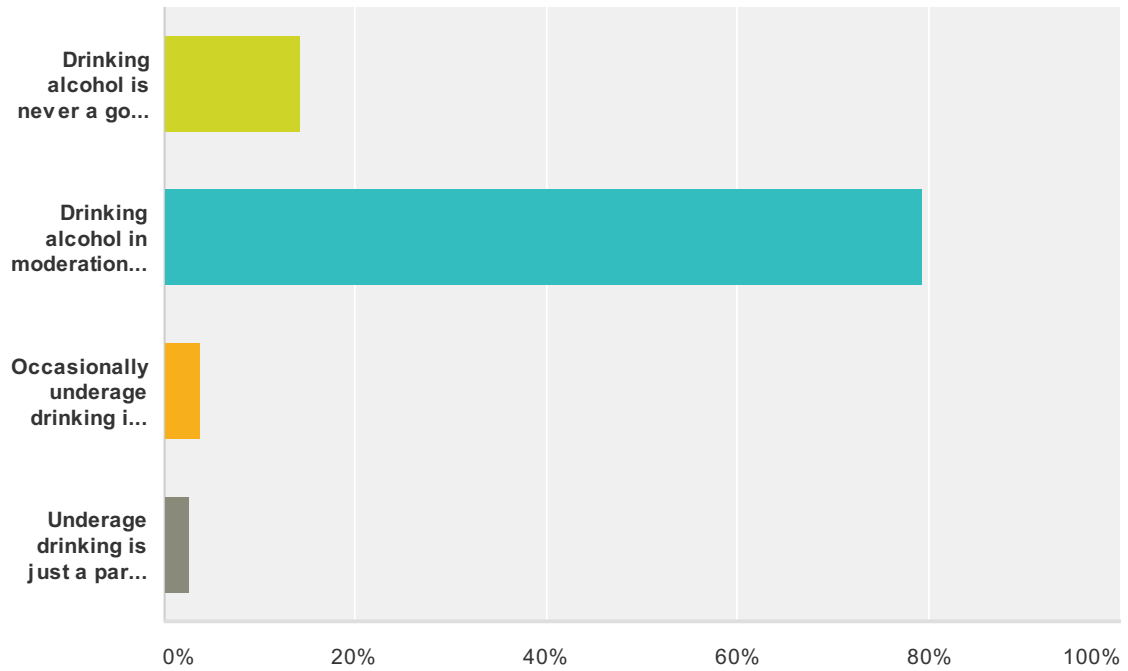
Answered: 1,028 Skipped: 23



Answer Choices	Responses
Yes	92.90% 955
No	7.10% 73
Total	1,028

Q31 Which statement below represents your attitude about teens drinking alcohol?

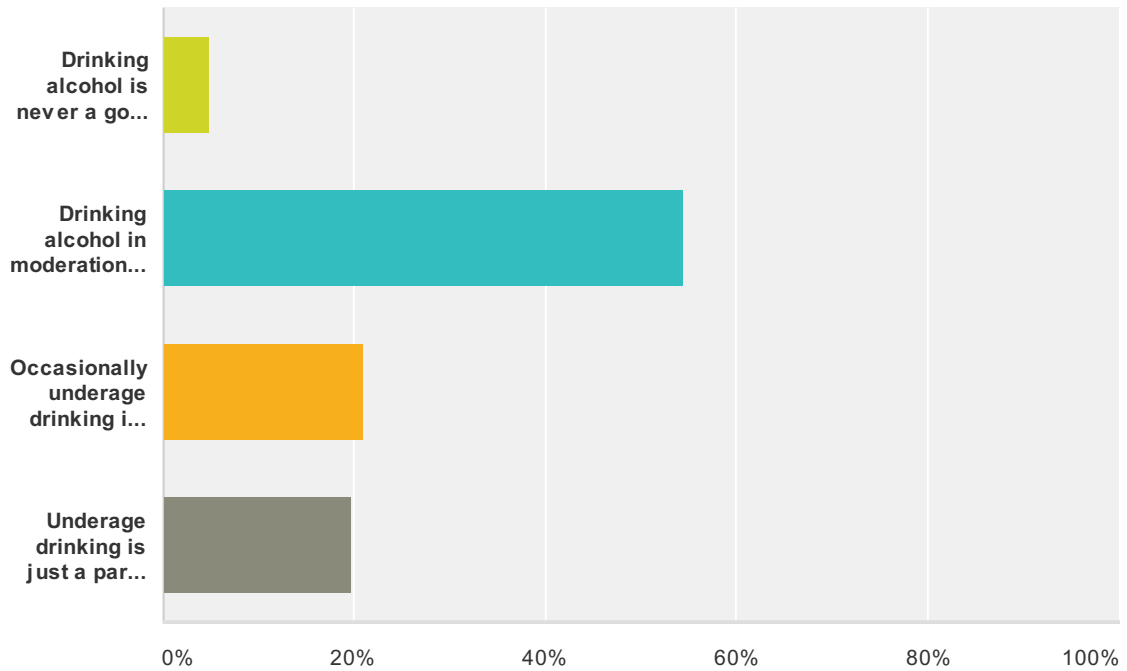
Answered: 1,029 Skipped: 22



Answer Choices	Responses	
Drinking alcohol is never a good thing to do for anyone at any age	14.29%	147
Drinking alcohol in moderation is alright for adults, but never for people under 21	79.20%	815
Occasionally underage drinking is OK if it doesn't interfere with schoolwork or other responsibilities	3.89%	40
Underage drinking is just a part of growing up	2.62%	27
Total		1,029

Q32 Which statement below represents other parents' attitudes about teens drinking alcohol?

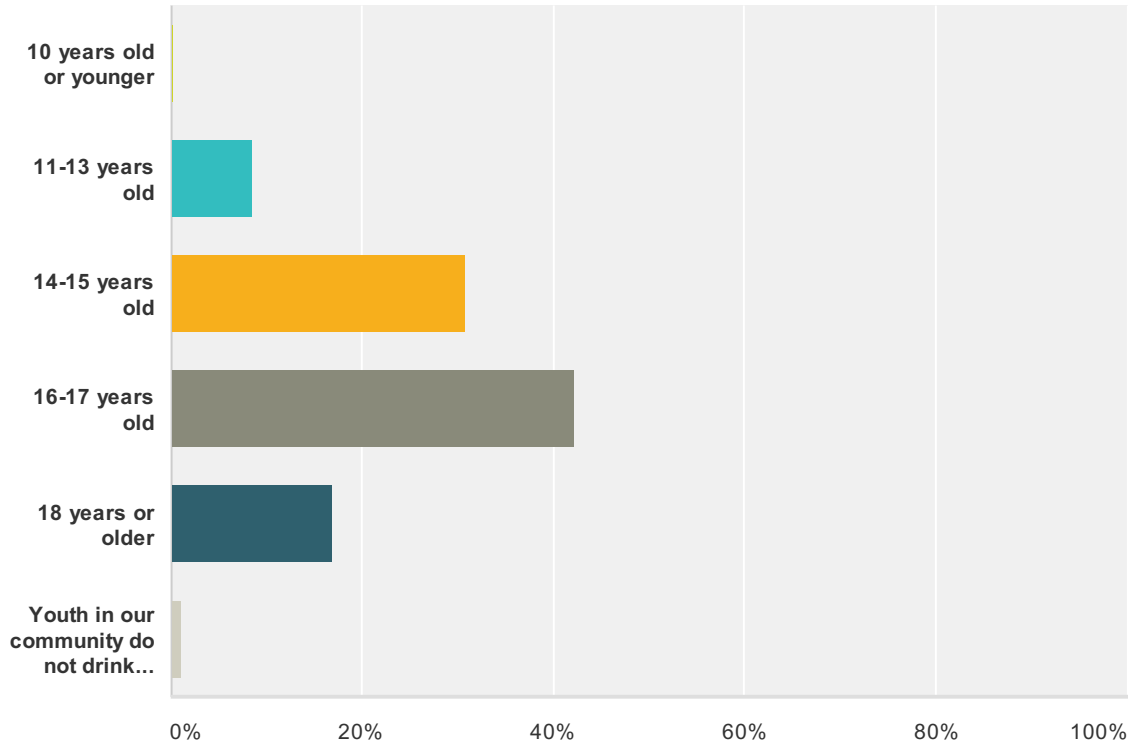
Answered: 1,006 Skipped: 45



Answer Choices	Responses	
Drinking alcohol is never a good thing to do for anyone at any age	4.87%	49
Drinking alcohol in moderation is alright for adults, but never for people under 21	54.37%	547
Occasionally underage drinking is OK if it doesn't interfere with schoolwork or other responsibilities	20.97%	211
Underage drinking is just a part of growing up	19.78%	199
Total		1,006

Q33 At what age do you think most teens in our community start to drink alcohol (beyond a few sips of wine for religious purposes)?

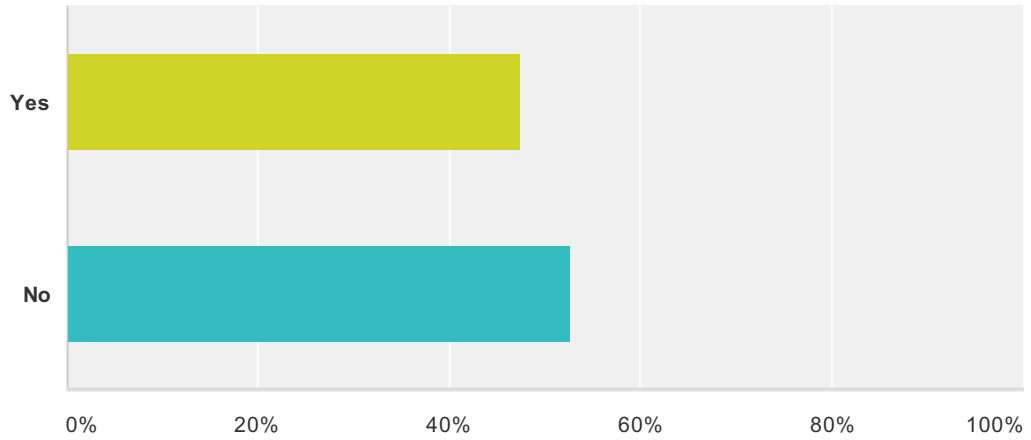
Answered: 1,027 Skipped: 24



Answer Choices	Responses
10 years old or younger	0.29% 3
11-13 years old	8.57% 88
14-15 years old	30.77% 316
16-17 years old	42.26% 434
18 years or older	16.94% 174
Youth in our community do not drink alcohol	1.17% 12
Total	1,027

Q34 During the past year, do you remember seeing or hearing any local alcohol prevention advertisements, posters, or signs?

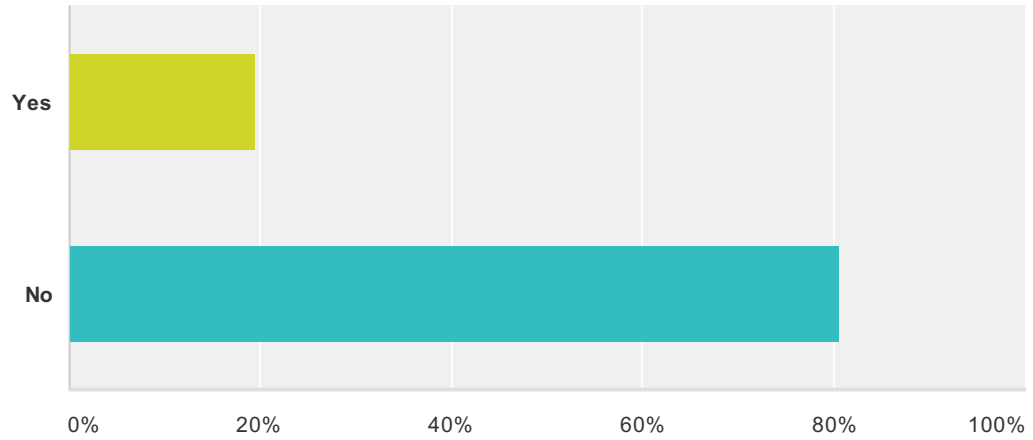
Answered: 1,037 Skipped: 14



Answer Choices	Responses
Yes	47.35% 491
No	52.65% 546
Total	1,037

Q35 Do you remember seeing any alcohol prevention messages that included local data or percentages as a part of the message?

Answered: 1,032 Skipped: 19



Answer Choices	Responses
Yes	19.48% 201
No	80.52% 831
Total	1,032